

SANDING SPORTS

Tele: +86 631 5987776
Phone: +86 13361177776
WeChat: 13361177776
WhatsApp: +86 13361177776
Website: www.sandingarchery.com
Add: #68 Wenhua middle Road Weihai City
Shandong Province China



PRODUCT GUIDE

MAXX Hybrid Bow

Bow length: 60" and 64"

The Maxx longbow is our new launch bow, built for high performance. The riser is combined with dymond woods, sleepy design and great for bow hunting

Draw Weight

LH-25lbs LH-30lbs LH-35lbs LH-40lbs
LH-45lbs LH-50lbs LH-55lbs LH-60lbs
LH-65lbs LH-70lbs LH-75lbs LH-80lbs

RH-25lbs RH-30lbs RH-35lbs RH-40lbs
RH-45lbs RH-50lbs RH-55lbs RH-60lbs
RH-65lbs RH-70lbs RH-75lbs RH-80lbs

Limbs

Limbs are laminated with bamboo core and clear fiberglass, it comes with the rein-forced bow tip.

Support the fast flight string or flemish string.

Availability in Right hand and Left hand

The **MAXX- II** longbow is our new launch bow, built for high performance.
The riser is combined with dymond woods, sleepy design and great for bow hunting
Availability in Right hand and Left hand.

Draw Weight

LH-25lbs LH-30lbs LH-35lbs LH-40lbs
LH-45lbs LH-50lbs LH-55lbs LH-60lbs
LH-65lbs LH-70lbs LH-75lbs LH-80lbs

RH-25lbs RH-30lbs RH-35lbs RH-40lbs
RH-45lbs RH-50lbs RH-55lbs RH-60lbs
RH-65lbs RH-70lbs RH-75lbs RH-80lbs

Limbs

Limbs are laminated with bamboo core and clear fiberglass, it comes with the rein-forced bow tip.

Support the fast flight string or flemish string.

MAXX-II Hybrid Bow

Bow length: 60" and 64"

MAXX-III Hybrid Bow

Bow length: 60" and 64"

The Maxx-III longbow is our new launch bow, built for high performance. The riser is combined with dymond woods, sleepy design and great for bow hunting

Draw Weight

LH-25lbs LH-30lbs LH-35lbs LH-40lbs
LH-45lbs LH-50lbs LH-55lbs LH-60lbs
LH-65lbs LH-70lbs LH-75lbs LH-80lbs

RH-25lbs RH-30lbs RH-35lbs RH-40lbs
RH-45lbs RH-50lbs RH-55lbs RH-60lbs
RH-65lbs RH-70lbs RH-75lbs RH-80lbs

Limbs

Limbs are laminated with bamboo core and clear fiberglass, it comes with the rein-forced bow tip.

Support the fast flight string or flemish string.

Availability in Right hand and Left hand

YOUTH

52" LONGBOW

Comfortable grip and laminated handle, designed for youth archers.

With gorgeous bamboo color limbs and Dymond wood riser, plan with the performance, it's an ideal bow for longbow for archery practice, and traditional bow shooting. Dacron bowstring and leather arrow rest are included.

Draw weight

LH-15lbs LH-20lbs LH-25lbs
RH-15lbs RH-20lbs RH-25lbs
@ 28" draw length
we can also make them at 24" draw length

Riser

The riser is combined with dymond wood and maple wood, supports the right hand and left hand, cut to the shelf window

Limbs

Limbs are laminated with bamboo core and clear fiberglass

Availability in Right hand and Left hand

Longbow

Limbs

Two layers of bamboo core and strong fiberglass materials in lamination

Draw weight

RH-25lbs	LH-25lbs
RH-30lbs	LH-30lbs
RH-35lbs	LH-35lbs
RH-40lbs	LH-40lbs
RH-45lbs	LH-45lbs
RH-50lbs	LH-50lbs
RH-55lbs	LH-55lbs
RH-60lbs	LH-60lbs

Bow Size 60"/62" Black Hawk

The black hawk recurve longbow is a nice hunting bow, especially the handle grip area is laminating with stronger wood. The tapered limbs give the bow very quick and smoothy draw.

Riser

Fully laminated with "Actionwood" and bamboo, high-density & lamination make it stronger and durable

Cut to full centre shot with arrow shelf for arrow flight

Available in
RH & LH

Riser

Built by high-density dymond wood, centre shot window, Available in RH & LH orientation. Leather arrow rest support a better arrow flight.

Bow length-- 54" Raptor longbow

Our economical & functional design, the max draw weigh could reach 70lbs. And it's also pretty good for youth practice, 15lbs is minimum draw weight. Slim and light design is the outstanding feature of this bow.

Draw weight

The draw weight range is from 15# to 70#
5 pounds increasement.

Draw weight

RH-15lbs	RH-20lbs	LH-15lbs	LH-20lbs
RH-25lbs	RH-30lbs	LH-25lbs	LH-30lbs
RH-35lbs	RH-40lbs	LH-35lbs	LH-40lbs
RH-45lbs	RH-50lbs	LH-45lbs	LH-50lbs
RH-55lbs	RH-60lbs	LH-55lbs	LH-60lbs
RH-65lbs	RH-70lbs	LH-65lbs	LH-70lbs

Limbs

Lamination in two layers of bamboo core and fiberglass, make this longbow work well for youth and

Longbow

Limbs

Constructed by bamboo and black fiberglass

Draw weight

RH-25lbs RH-30lbs
RH-35lbs RH-40lbs
RH-45lbs RH-50lbs
RH-55lbs RH-60lbs

LH-25lbs LH-30lbs
LH-35lbs LH-40lbs
LH-45lbs LH-50lbs
LH-55lbs LH-60lbs

Bow Size 68"
Zebra

Preferable by many cabat game archers and traditional bow archers, updated the lamination materials with bamboo core, the previous materials is maple wood. It comes with leather arrow rest to support better arrow flight.

Riser

Laminated with beautiful and stronger dymond wood & bamboo etc, the gripping feeling is updated as well.

Available in
RH & LH

Riser

Lamination in different kinds of woods, like dymond wood and rose wood. Pretty good grip feeling when you hold the riser.

Available in
RH & LH

leather arrow rests are included.

Bow Size 60"/62"
Vendetta

Great for traditional bow shooting and hunting item, extremely strong and work perfect.

Draw weight

RH-30lbs RH-35lbs
RH-40lbs RH-45lbs
RH-50lbs RH-55lbs
RH-60lbs

LH-30lbs LH-35lbs
LH-40lbs LH-45lbs
LH-50lbs LH-55lbs
LH-60lbs

Limbs

Laminated with clear \ dark fiberglass materials with bamboo core, special and different from the other fiberglass materials.

Youth bow

Limbs

Laminated with bamboo and black fibreglass materials, this provides good performance for this bow.

Draw weight

RH-10lbs LH-10lbs
RH-15lbs LH-15lbs
RH-20lbs LH-20lbs

Bow Size 34" Eagolet

Eagolet recurve bow is a handcrafted quality item, it's built by the same standards as a traditional bow for adults. It's a perfect archery start with this youth traditional bow and worth having it. Much fun and convenient for backyard target shooting, we recommend this bow for 4-12 years old.

Riser

Built by high-density "actionwood", and comes with leather arrow rest.

Available in
RH & LH

52" Longbow

Designed for the Junior archerys and archery beginners, centre shot sight window. Features slim and light weight design, excellent for archery exercises.

Draw weight

LH-10lbs LH-15lbs LH-20lbs LH-25lbs LH-30lbs
RH-10lbs RH-15lbs RH-20lbs RH-25lbs RH-30lbs
@ 28" draw length
we can also make them at 24" draw length.

Riser

The riser is combined with natural ebony woods, sleepy and comfortable grip at the handle.

Limbs

Limbs are laminated with black fiberglass and maple wood.

Availability in Right hand and Left hand



Draw Weight

LH-15lbs LH-20lbs LH-25lbs LH-30lbs
LH-35lbs LH-40lbs LH-45lbs LH-50lbs

RH-15lbs RH-20lbs RH-25lbs RH-30lbs
RH-35lbs RH-40lbs RH-45lbs RH-50lbs

Riser

Combined with
beach wood and
sapele wood.
Arrow rest is cut
from centre window.

Bow limbs

Combined with
bamboo and strong
fiberglass.

54" & 52"

Youth Traditional Bow

This bow is designed for youth archers, great for traditional archery practice, affordable price and quality laminated bow.

Availability in the right hand & left hand.



Takedown Recurve Bow

Riser

Lamination and extremely high-density wood can explain the strength and outstanding design. recurve bow design, the unique takedown longbow design makes the bow shooting even better.

Draw weight

RH-20lbs	RH-25lbs	LH-20lbs	LH-25lbs
RH-30lbs	RH-35lbs	LH-30lbs	LH-35lbs
RH-40lbs	RH-45lbs	LH-40lbs	LH-45lbs
RH-50lbs	RH-55lbs	LH-50lbs	LH-55lbs
RH-60lbs		LH-60lbs	

Mesa Bow Size 60" Takedown Recurve Bow

A preferable takedown recurve you won't want to put down, comfortable grip and heavy weight make you feel the quality is true.

Limbs

Lamination in bamboo and fiberglass, not a recurve bow design, unique takedown longbow design make the bow shooting even better.

Riser

The 15" Riser is combined with high-density Dymond woods, stronger and great grip feeling in your hand, and cut to a center shot window.

Limbs

Limbs are laminated with strong black fiberglass and maple wood and reinforced bow tip support fast-flight bowstring. The longbow limbs feature traditional archery.

Available in Right hand & Left hand

Mesa Bow Size 60" Takedown Long Bow

One of the gorgeous takedown longbow designs, 60" bow length, smooth draw, and support quick arrow flight.

Draw weight

RH-20lbs	RH-25lbs	LH-20lbs	LH-25lbs
RH-30lbs	RH-35lbs	LH-30lbs	LH-35lbs
RH-40lbs	RH-45lbs	LH-40lbs	LH-45lbs
RH-50lbs	RH-55lbs	LH-50lbs	LH-55lbs
RH-60lbs		LH-60lbs	

Takedown Recurve Bow

Limbs

Laminated limbs give the bow smooth draw, two layers of maple wood and stronger fiberglass.

Draw weight

RH-15lbs	RH-20lbs	LH-15lbs	LH-20lbs
RH-25lbs	RH-30lbs	LH-25lbs	LH-30lbs
RH-35lbs	RH-40lbs	LH-35lbs	LH-40lbs
RH-45lbs	RH-50lbs	LH-45lbs	LH-50lbs
RH-55lbs	RH-60lbs	LH-55lbs	LH-60lbs

Raptor

Bow Size 62"

Raptor recurve bow is great design for entry take down recurve bow

Riser

Riser is built by dymond wood and ash wood, a fully laminated riser. Metal limbs pockets are assembled on the riser.

Available in
Right hand & Left hand

Really quality archery handle, build for ILF recurve limbs, adjustable in alightment in order to support precise archery practice.

Sturdy and great grip feeling, laminated with micata and high-density dymond wood

Orientation

Available in
Right hand and Left hand

ILF wood handle

Size 19"\21"\23"\25"



19" ILF Riser

We focus on the strength of the riser and the comfortable grip feeling. The riser is combined with micarta and high-density dymond wood, so the riser comes with strong quality relying on the materials. The micarta materials are extremely stiff, and support safe ILF system bow shooting.



Orientation
Right hand and left hand.



ILF Riser

Adjustable 19" size with beautiful outlook.

We focus on the strength of the riser and the comfortable grip feeling. The riser is combined with micarta and high-density dymond wood, so the riser comes with strong quality relying on the materials. The micarta materials are extremely stiff, and support safe ILF system bow shooting.

Orientation
Right hand and left hand.



19" ILF Riser

We focus on the strength of the riser and the comfortable grip feeling. The riser is combined with micarta and high-density dywood wood, so the riser comes with strong quality relying on the materials. The micarta materials are extremely stiff, and support safe ILF system bow shooting.



Orientation
Right hand and left hand.

ILF Riser

Adjustable 19" size with beautiful outlook.



Orientation
Right hand and left hand.

Takedown Recurve Bow

Really quality archery handle, build for ILF recurve limbs, adjustable in alightment in order to support precise archery practice.

Sturdy and great grip feeling, laminated with micata and high-density dymond wood.

Orientation

Available in
Right hand and
Left hand

ILF Riser

Size 17"



Designed for ILF systme recurve bows, it's a international limb fitting system. This ILF riser is constructed by Micata and high density blk "actionwood" , super grip feeling when you hold the riser.

Lamination is used on the riser, support beauty and function.

Orientation

Available in
Right hand and
Left hand

ILF Riser pro

Size 17"



Takedown Recurve Bow

Limbs

Laminated by maple wood core and strong fiberglass, support fast flight bow string.

Draw weight

RH-20lbs	RH-25lbs	LH-20lbs	LH-25lbs
RH-30lbs	RH-35lbs	LH-30lbs	LH-35lbs
RH-40lbs	RH-45lbs	LH-40lbs	LH-45lbs
RH-50lbs	RH-55lbs	LH-50lbs	LH-55lbs
RH-60lbs		LH-60lbs	

Ridge Recurve

Ideal and Quality recurve bow, the same level as sage takedown recurve bow. It's built with ash wood and "Actionwood" materials, Preinstalled bushings for sight, arrow rest, and stabilizer.

Aluminum limb pockets on the riser.

Available in
RH & LH

Riser

Coyote recurve bow riser is shaped with CNC machine, consistency and great grip feeling, that's ideal for traditional archers. Fully laminated riser with high-density dymond wood, and cut to the centre arrow shelf.

Bow Size 60"
COYOTE

Coyote recurve bow riser is shaped with CNC machine, consistency and great grip feeling, that's ideal for traditional archers, cut to the centre arrow shelf. Laminated limbs give the bow smooth draw, two layers of maple wood and stronger fiberglass.

Draw weight

RH-15lbs	RH-20lbs
RH-25lbs	RH-30lbs
RH-35lbs	RH-40lbs
RH-55lbs	RH-60lbs
RH-45lbs	RH-50lbs

LH-15lbs	LH-20lbs
LH-25lbs	LH-30lbs
LH-35lbs	LH-40lbs
LH-45lbs	LH-50lbs
LH-55lbs	LH-60lbs

Limbs

Laminated limbs give the bow smooth draw, two layers of maple wood and stronger fiberglass.

Available in
Right hand &
Left hand

Limbs

Combined with epoxy glass fiber and maple wood, completely laminated bow limbs.

Draw weight

RH-15lbs RH-20lbs RH-25lbs RH-30lbs
RH-35lbs RH-40lbs RH-45lbs

LH-15lbs LH-20lbs LH-25lbs LH-30lbs
LH-35lbs LH-40lbs LH-45lbs


Available in RH & LH

Bow size

48" \ 54" \ 62" \ 66" \ 68"

Element takedown recurve bow

One of our favourite takedown recurve bow, it's for beginner archers. It comes with the same quality to samick sage, and pre-installed the bushing for sight and stabilizer. Perfect for bow practice and shooting.



Limbs

Laminated by maple wood core and strong fiberglass, support fast flight bow string.

Draw weight


RH-20lbs RH-25lbs RH-30lbs RH-35lbs RH-40lbs
RH-45lbs RH-50lbs RH-55lbs RH-60lbs

LH-20lbs LH-25lbs LH-30lbs LH-35lbs LH-40lbs
LH-45lbs LH-50lbs LH-55lbs LH-60lbs

Available in RH & LH

Ridge Pro 62" \ 64"

Ideal and Quality recurve bow, the same level as sage takedown recurve bow. It's built with ash wood and "Actionwood" materials, Preinstalled bushings for sight, arrow rest, and stabilizer.



Limbs

Limbs are laminated with maple wood and epoxy glass fiber materials.

Draw weight

LH-12lbs LH-14lbs LH-16lbs LH-18lbs LH-20lbs LH-22lbs
LH-24lbs LH-26lbs LH-28lbs LH-30lbs LH-32lbs LH-34lbs
LH-36lbs LH-38lbs LH-40lbs

RH-12lbs RH-14lbs RH-16lbs RH-18lbs RH-20lbs RH-22lbs
RH-24lbs RH-26lbs RH-28lbs RH-30lbs RH-32lbs RH-34lbs
RH-36lbs RH-38lbs RH-40lbs

Bow size 48" \ 54" \ 62" \ 64" \ 66" \ 68" \ 70"

Galaxy T\D Recurve Bow

Quality recurve bow for entry level archers, it comes with Samick Polaris brand, authorized by Samick for reselling. Because we want to provide high quality products for you. The handle is made of Ash wood and sapele, available in RH & LH, attractive and looks for the beginner bows.



Hawk

62" RECURVE BOW

The hawk recurve bow is a completely natural wood design, Reflecting the outlook of the limbs and the Ebony riser.



Riser

The riser comes with a comfortable grip feeling and a center-sight shot window. It is well built for the archers and supports smooth, quiet bow shooting.

Limbs

Limbs are combined with clear fiber and bamboo core, the reinforced bow tip supports the Flemish string and fast flight string, we added micarta material on the bow tip and the front side of the limbs.

Draw weight

25lbs\30lbs\35lbs\40lbs\45 lbs\50lbs\55lbs\60lbs @ 28"

The riser is 19"

Bowstring and hair arrow rest are included.



Ambidextrous recurve bow

The riser is strong enough, laminated with high-density Dymond woods. Limbs are combined with strong black fiberglass and bamboo core and the alignment from the top limb to the low limb support accurate bow shooting.



Draw weight

20lbs\25lbs\30lbs\35lbs\40lbs
45lbs\50lbs\55lbs\60lbs @28"

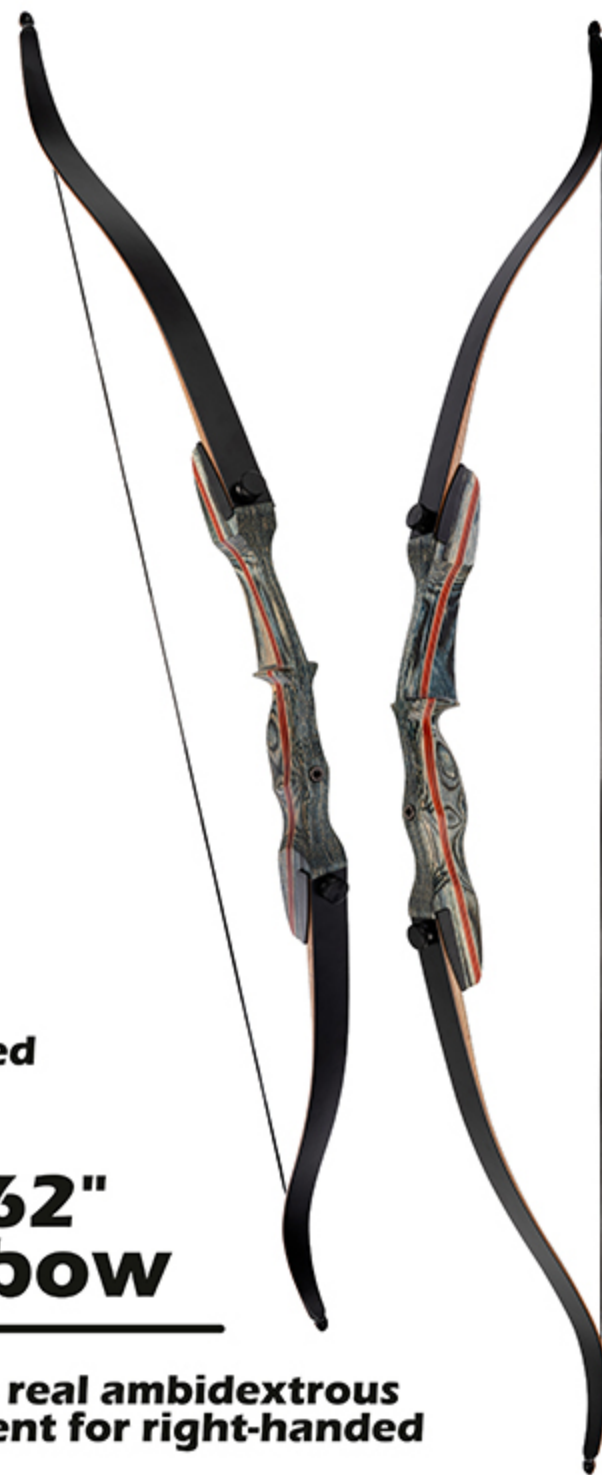
Feature

Ambidextrous recurve bow
Bowstring and arrow rest included

Warrior

Bow size- 62" Recurve bow

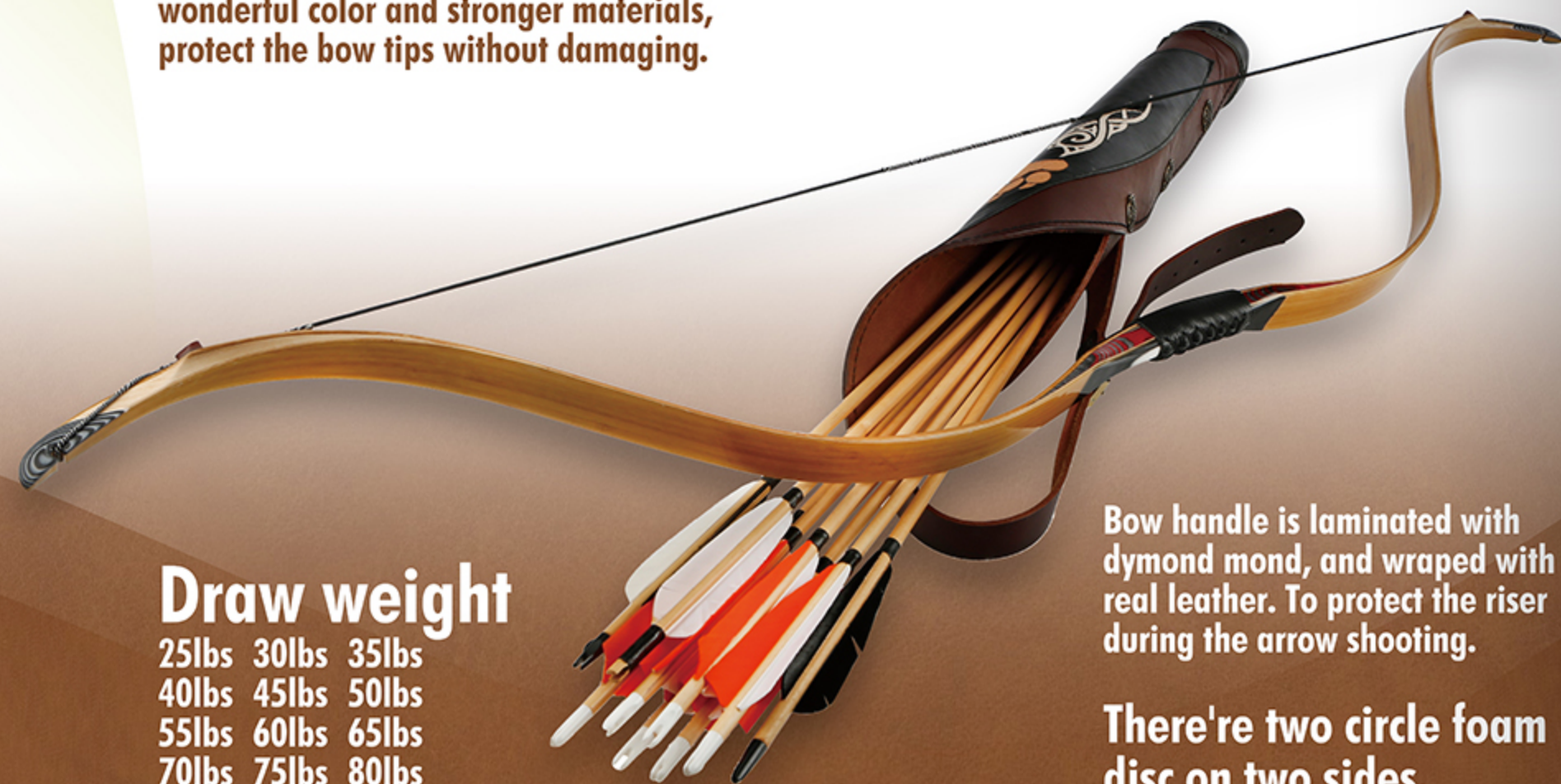
The Warrior recurve bow comes with dual arrow rest, so it's a real ambidextrous recurve bow, Perfect for combat archery games, and convenient for right-handed and left-handed archers.



H2 Tartar pro

New Asian horsebow design, super performance and beauty, polishing finish on the limbs, and Tarta bow shape.

The bow is built by stronger clear fiberglass materials and bamboo core, tapered limbs support quick arrow flight. Bow tip is laminated with micarta, wonderful color and stronger materials, protect the bow tips without damaging.



Draw weight

25lbs 30lbs 35lbs
40lbs 45lbs 50lbs
55lbs 60lbs 65lbs
70lbs 75lbs 80lbs

Bow handle is laminated with dymond mond, and wraped with real leather. To protect the riser during the arrow shooting.

There're two circle foam disc on two sides.

Han Fiberglass horse bow

Unstrung Length 140cm

Historic and Ambidextrous design
Functional and affordable horse bow item, built for archery beginners.

Draw weight

20lbs 25lbs 30lbs
35lbs 40lbs 45lbs
50lbs 55lbs 60lbs



Limb-- Wraped with real leather and sealed on the limbs, only fibergalss limbs without lamination though, it works extremly good.



Xiaoshao

Preferable horse bow item by a lot of archers, affordable and laminated horsebow.

Draw weight

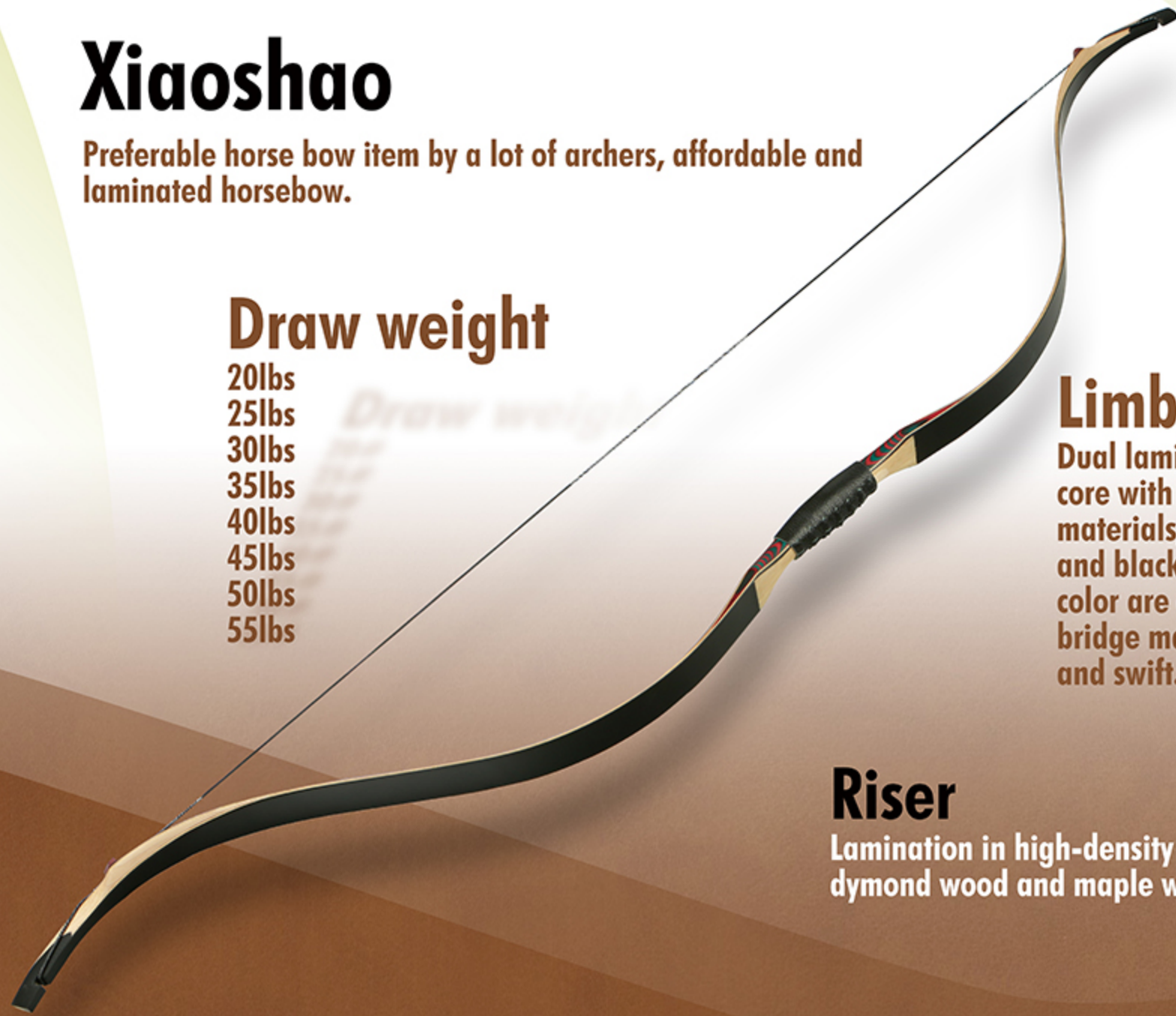
20lbs
25lbs
30lbs
35lbs
40lbs
45lbs
50lbs
55lbs

Limb

Dual laminated bamboo core with fiberglass materials, bamboo color and black color are available, stringer bridge make the bow quiet and swift.

Riser

Lamination in high-density dymond wood and maple wood



Xiaoshao

Preferable horse bow item by a lot of archers, affordable and laminated horsebow.



Bow Length 52"



Horsebow

Limbs

Fully combined with two layers of bamboo core and quality fiberglass materials.

Draw weight

20lbs	25lbs	30lbs
35lbs	40lbs	45lbs
50lbs	60lbs	65lbs



Dyneema Bowstring

Riser

Slim and stronger, dymoned wood, wraped with real cow leather.

Black Shadow

Bow Size- 52"

Ambidextrous historic bow design, quicker and handcrafted, great for archery beginner and horseback shooting.



Limb

Limbs are fully laminated with two layers bamboo core and transparent fiberglass materials, taper limbs design gives the bow quiet and quicker speed, the bow tip is micarta materials.

Handle

Natural maple wood

Draw weight

25lbs	30lbs	35lbs	40lbs
45lbs	50lbs	55lbs	60lbs

Turkish Bow

Classical Turkish bow item, and handcrafted completely



Limbs

Limbs are wrapped with real leather and seamed.

Riser

The outward design riser makes the grip comfortable during shooting the bow.

Draw weight

20lbs 25lbs 30lbs 35lbs 40lbs
45lbs 50lbs 55lbs

String length 112 cm
Max draw length 32"

Medieval Turkish bow

This is a well-known historic bow, that stands for a lot about the culture of the Ottoman dynasty. made with only fiberglass materials. The tapered limbs make it functional and durable.

Limbs

Taper limbs design and micarta bow tip make the bow quiet and strong during bow practice. Two layers of bamboo core and transparent fiberglass laminated bow limb.

Bow tip

Bow tips are made of Micarta

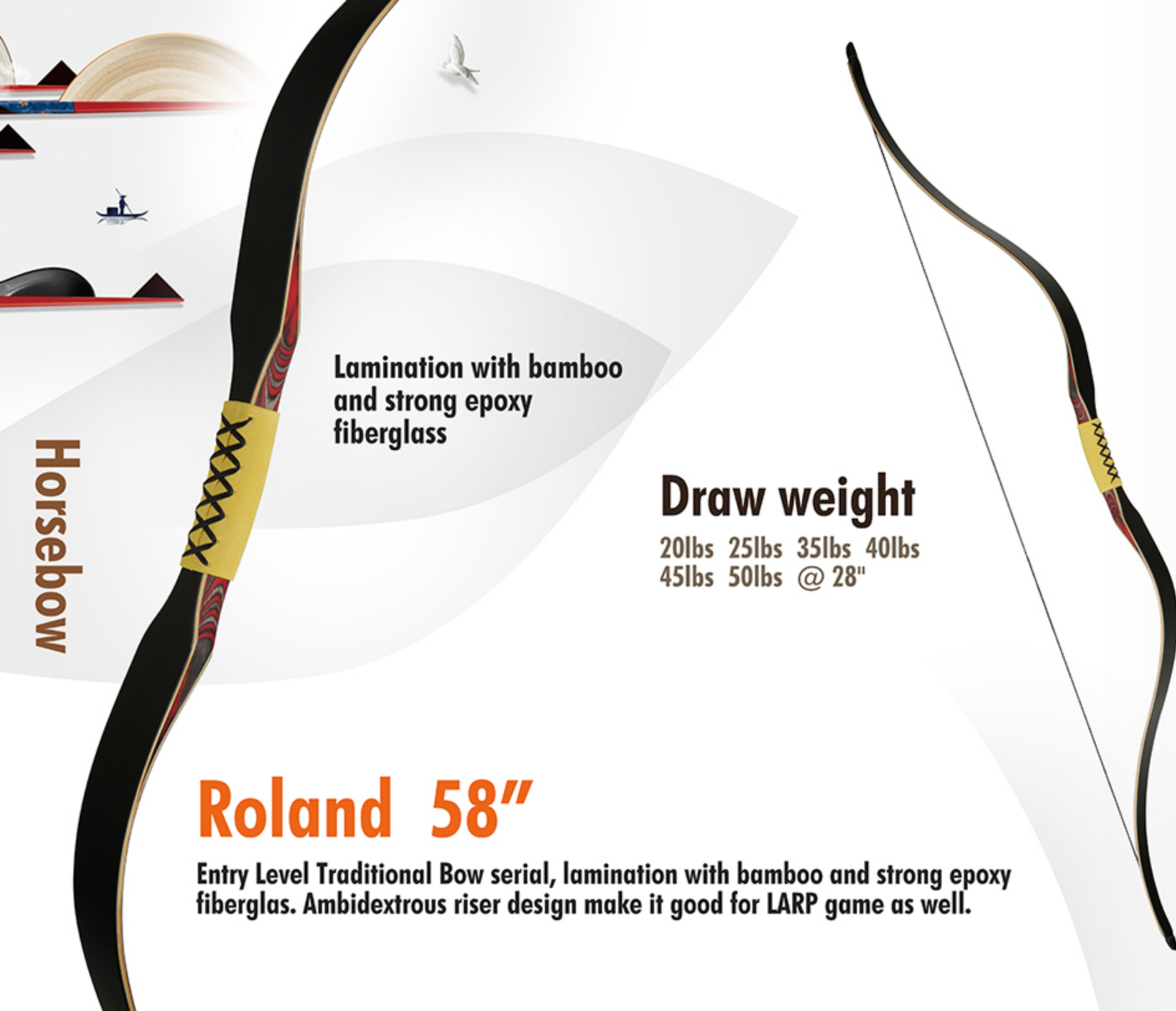
Draw weight

20lbs 25lbs 30lbs 35lbs
40lbs 45lbs 50lbs 55lbs

HanBow

Bow length -- 50"

Asian Chinese horse bow, comes with ambidextrous riser design, wrapped with real leather on the hanle, support smoothly arrow flight, the high density diamond wood material support heavy draw weight and beautiful.



Lamination with bamboo
and strong epoxy
fiberglass

Draw weight

20lbs 25lbs 35lbs 40lbs
45lbs 50lbs @ 28"

Roland 58"

Entry Level Traditional Bow serial, lamination with bamboo and strong epoxy fiberglass. Ambidextrous riser design make it good for LARP game as well.

Dragon Horsebow

Red Dragon & Black Dragon Horse Bows

The dragon bow performs pretty well relying on its tapered bow limbs. The Tapered limbs make the horse bow come with small vibration and quick speed.

Bow tip&Riser

Bow Tip is made of beach wood, strong enough for high draw weight, and the riser is wrapped with real leather.

Limbs

Bow limbs are winded by the decoration, a real handed horse bow.

Draw weight

20lbs 25lbs 30lbs 35lbs 40lbs 45lbs
50lbs 55lbs 60lbs 65lbs 70lbs @28"

Brace Height: 7.09"-7.28"



Horsebow

Consistent size and endless loop recurve bow string

AMO sizes	48"\50"\52"\54"\56"\58"\60"\62"\64"\66"\68"\70"
Strands	12 \ 14 \ 16
Color	Black serving& Yellow string material
	Black serving & Orange string material
	Black serving & Green string material



Material Chinese Dyneema



Dacron B-50

Consistent size and endless loop recurve bow string

AMO sizes	48"\50"\52"\54"\56"\58"\60"\62"\64"\66"\68"\70"
Strands	12 \ 14 \ 16
Color	Black serving& Black string material
	Black serving & White string material

Flemish

High quality Flemish 2 colors & handcrafted traditional bowstring \ recurve bow string.

AMO sizes	56"\ 58"\60"\62"\64"\68"
Strands	14 \ 16
Color	Brown black
	Brown Green
Customized color	



The ILF limbs

The ILF limbs are fitting the ILF system riser, it's the international limb system. Constructed by various quality materials, with and tiny draw weight difference between the top limb and lower limb.

Limb size: 66" \ 68" \ 70" or Short \ Medium \ Long

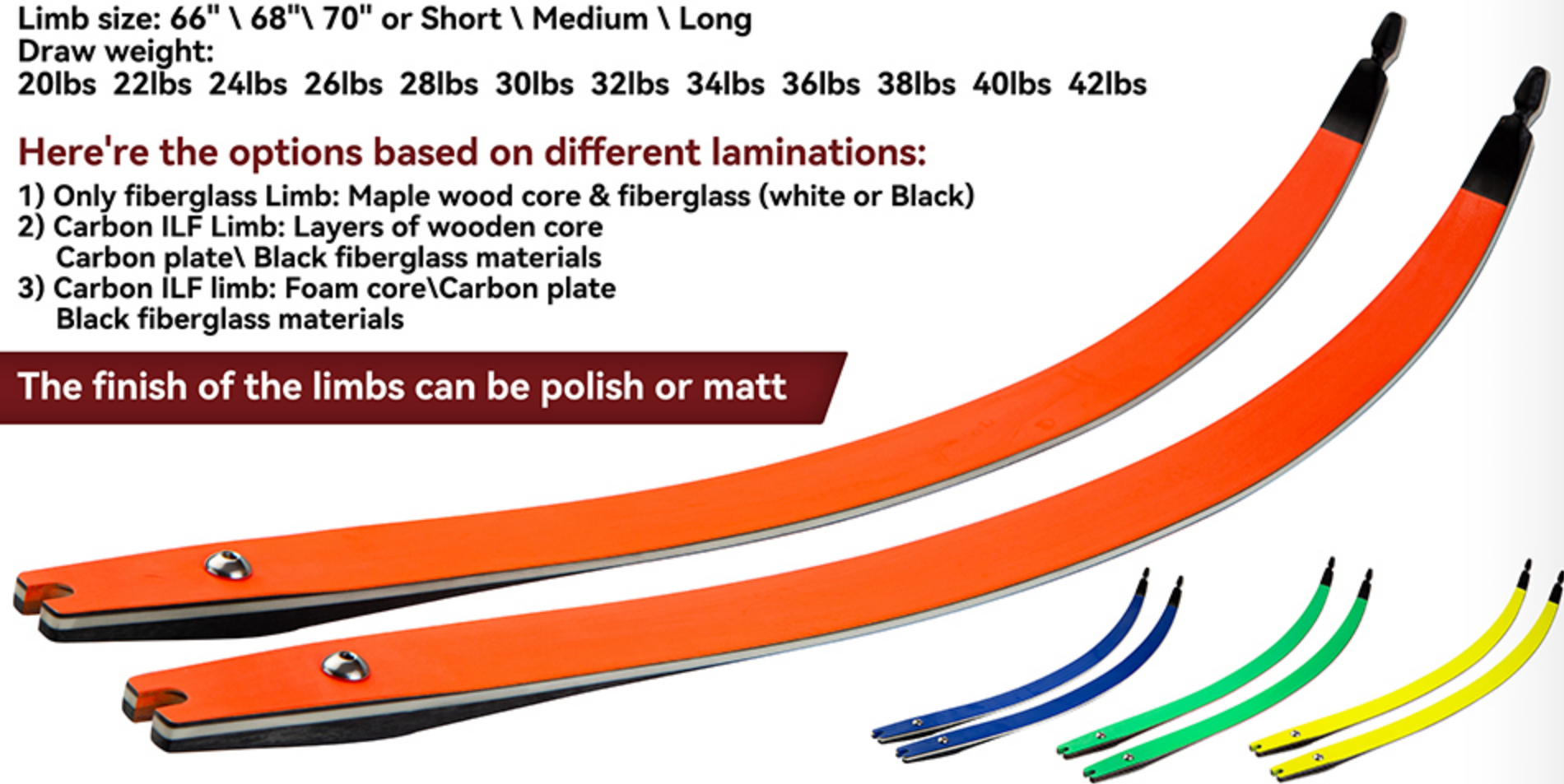
Draw weight:

20lbs 22lbs 24lbs 26lbs 28lbs 30lbs 32lbs 34lbs 36lbs 38lbs 40lbs 42lbs

Here're the options based on different laminations:

- 1) Only fiberglass Limb: Maple wood core & fiberglass (white or Black)
- 2) Carbon ILF Limb: Layers of wooden core
Carbon plate\ Black fiberglass materials
- 3) Carbon ILF limb: Foam core\Carbon plate
Black fiberglass materials

The finish of the limbs can be polish or matt



P.S. the carbon plates is from Toray.

3K Carbon Recurve Limbs

100% full carbon \3K construction, especially good for recurve bow target shooting, and archery competition.

Limbs are laminated with a foam core, and full 3K carbon, very light, very smoothy draw feeling, and quick arrow flight.

Moreover, the stability is one of the factors.

Limbs size- Small\ Medium\ Long, Or 66"\68"\70";

Draw weight- 16 lbs\ 18 lbs\ 20 lbs\ 22 lbs\ 24 lbs\ 26 lbs.... 42 lbs;

Tips: Our bow lines come with a one-year guarantee.

